


L I B R O D I A R I O

NIT: 891.190.047-2

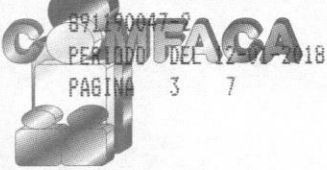
| CUENTAS | NOMBRE CUENTA | DEBE | HABER |
|-------------|--|------------------|------------------|
| Comprobante | 1 - ADMINISTRACION Y SERVICIOS SOC | | |
| 1105 | CAJA | 668.657.852.00 | 668.539.040.00 |
| 1110 | BANCOS | 7.073.187.186.37 | 7.145.234.019.48 |
| 1120 | CUENTAS DE AHORRO | 114.652.03 | 239.567.04 |
| 1255 | INVERSIONES OBLIGATORIAS | 171.041.232.39 | 169.469.636.00 |
| 1310 | CLIENTES DEL SUBSIDIO FAMILIAR | 213.742.187.84 | 407.425.890.94 |
| 1312 | CLIENTES DE SERVICIOS | 174.086.097.00 | 156.475.423.00 |
| 1315 | CLIENTES NEGOCIOS ESPECIALES LEY 789/02 | 26.507.884.00 | 27.180.494.00 |
| 1317 | CREDITO SOCIAL. | 248.521.719.00 | 31.240.800.00 |
| 1330 | ANTICIPOS Y AVANCES | 30.226.500.00 | 47.979.500.00 |
| 1345 | INGRESOS POR COBRAR | 4.663.081.00 | 9.040.682.00 |
| 1355 | ANTICIPO DE IMPUESTOS Y CONTRIBUCIONES | 7.007.00 | 223.047.00 |
| 1365 | CUENTAS POR COBRAR A TRABAJADORES | 33.788.684.00 | 122.957.912.00 |
| 1 | ACTIVOS | | 240.000.000.00 |
| 1375 | DOCUMENTOS POR COBRAR | 232.965.00 | 232.965.00 |
| 1 | ACTIVOS | 65.577.803.36 | 37.124.060.14 |
| 1399 | DETERIORO DE CUENTAS POR COBRAR (CR) | 16.841.240.39 | 14.081.266.36 |
| 1508 | CONSTRUCCIONES EN CURSO | 54.600.000.00 | 78.000.000.00 |
| 1516 | CONSTRUCCIONES Y EDIFICACIONES | 78.000.000.00 | |
| 1 | ACTIVOS | 13.072.000.00 | |
| 1524 | EQUIPO DE OFICINA | 2.439.376.00 | 2.634.376.00 |
| 1528 | EQUIPO DE COMPUTACION Y COMUNICACION | 65.168.316.00 | 65.168.316.00 |
| 1592 | DEPRECIACION ACUMULADA | 195.000.00 | 66.983.606.08 |
| 1 | ACTIVOS | | 2.159.533.34 |
| 1810 | FONDOS DE LEY CON DESTINACION ESPECIFICA | 776.959.987.61 | 827.277.508.65 |
| 1812 | FONDOS Y/O CONVENIOS DE COOPERACION | 9.096.912.84 | 18.053.570.98 |
| 1 | ACTIVOS | 1.696.486.006.26 | 1.366.309.055.03 |
| 2105 | BANCOS NACIONALES | 933.370.701.95 | 933.370.701.95 |
| 2302 | SUBSIDIO POR PAGAR | 1,846.526.385.00 | 1.537.388.449.00 |
| 2310 | CONTRIBUCION SUPERINTENDENCIA DEL SUBSIDIO | | 23.863.521.00 |
| 2320 | A CONTRATISTAS | 87.959.010.00 | 239.087.915.00 |
| 2335 | COSTOS Y GASTOS POR PAGAR | 1.514.970.591.08 | 1.853.156.819.08 |
| 2365 | RETENCIONES EN LA FUENTE E IMPUESTO DE I | 135.746.522.86 | 142.841.397.30 |
| 2368 | IMPUESTO DE INDUSTRIA Y COMERCIO RETENID | 13.413.930.71 | 13.763.114.00 |
| 2370 | RETENCIONES Y APORTES DE NOMINA | 895.790.095.00 | 895.790.321.00 |
| 2380 | ACREEDORES VARIOS | 18.008.285.27 | 25.538.245.27 |
| 2408 | IMPUESTOS SOBRE LAS VENTAS POR PAGAR | 15.607.534.00 | 16.969.796.00 |
| 2505 | SALARIOS POR PAGAR | 973.691.733.00 | 903.958.687.00 |
| 2510 | CESANTIAS CONSOLIDADAS | 49.558.931.00 | 28.960.669.00 |
| 2515 | INTERESES SOBRE CESANTIAS | 5.205.205.00 | 6.157.826.00 |
| 2520 | PRIMA DE SERVICIOS | 171.572.752.00 | 29.169.058.00 |
| 2525 | VACACIONES CONSOLIDADAS | 86.333.951.03 | 36.261.226.00 |
| 2530 | PRESTACIONES EXTRALEGALES | 240.576.726.07 | 124.389.349.97 |
| 2635 | PROVISION PARA CONTINGENCIAS | 142.819.386.55 | 230.135.186.55 |
| 2705 | INGRESOS RECIBIDOS POR ANTICIPADO | 482.871.971.00 | 686.175.868.00 |
| 2810 | DEPOSITOS RECIBIDOS | 45.193.726.00 | 41.141.023.00 |
| 2815 | INGRESOS RECIBIDOS PARA TERCEROS | 4.330.252.85 | 6.529.963.88 |
| 2845 | EXCEDENTES DEL 55% | 78.000.000.00 | |
| 2851 | FONDO SUBSIDIO FLIAR. DE VIVIENDA. FOVIS | 157.180.608.00 | 21.721.91 |
| 2852 | FONDO DE SOLIDARIDAD Y GARANTIA FOSYGA | 119.317.607.30 | 119.317.607.30 |
| 2853 | FONDO DE EDUCACION LEY 115/93 | | 74.930.510.33 |



L I B R O D I A R I O

NIT: 891.190.047-2

| CUENTAS | NOMBRE CUENTA | DEBE | HABER |
|--------------|--|----------------|----------------|
| 2854 | FONINEZ NUM. 8 ART. 16 LEY 789/02 | 71.605.418,33 | 143.181.130,86 |
| 2856 | FONDOS Y/O CONVENIOS DE COOPERACION | 150.090.939,93 | 96.912,84 |
| 285710000000 | FUENTES LEY 1438/2011 | | 149.147.009,00 |
| 285715030000 | TRASLADOS A FOSFEC | 149.147.009,00 | |
| 285805010200 | PAGO AP.SALUD Y PENSION Y CUOTA M | | 178.458.909,80 |
| 285805010701 | RENTEGRO SALUD | | 3.868.920,00 |
| 285805010702 | REINTEGRO PENSION | | 4.950.000,00 |
| 285805010703 | REINTEGRO CUOTA MONETARIA | | 1.597.215,00 |
| 285805010704 | REINTEGRO BONO ALIMENTICIO | | 9.338.688,00 |
| 285805020300 | SERVICIOS DE GESTION Y COLOC. | | 55.659.698,32 |
| 285805030300 | PROG.DE CAPAC.PARA LA REINS.LAB. | | 111.319.396,63 |
| 285805040200 | SISTEMAS DE INFORMACION. | | 2.435.110,48 |
| 285805050100 | 4.5% GASTOS DE ADMINISTRACION.. | | 16.391.927,73 |
| 285811030000 | SERVICIOS DE GESTION Y COLOCACION. | 55.396.268,39 | |
| 285812030000 | PROG.DE CAPAC.PARA LA REINSERC.LAB | 78.549.030,00 | |
| 285813020000 | SISTEMAS DE INFORMACION. | 1.897.752,00 | |
| 285814010000 | 4.5% GASTOS DE ADMINISTRACION. | 53.589.979,96 | |
| 285821010000 | PAGO APORTES SALUD. | 26.965.200,00 | |
| 285821020000 | PROVISION APORTES SALUD | 62.010.190,00 | 30.834.120,00 |
| 285821030000 | DESPROVISION APORTES SALUD | 3.868.920,00 | |
| 285822010000 | PAGO APORTES PENSION. | 33.875.000,00 | |
| 285822020000 | PROVISION APORTES PENSION | 78.512.500,00 | 38.825.000,00 |
| 285822030000 | DESPROVISION APORTES PENSION | 4.950.000,00 | |
| 285823010000 | PAGO CUOTA MONETARIA POR CESANTE. | 13.397.874,00 | |
| 285823020000 | PROVISION CUOTA MONETARIA POR CESANTE | 26.807.489,00 | 14.673.306,00 |
| 285823030000 | DESPROVISION CUOTA MONETARIA POR CESANTE | 1.275.432,00 | |
| 285825010000 | PAGO BONOS DE ALIMENTACION. | 107.811.672,00 | |
| 285825020000 | PROVISION BONOS DE ALIMENTACION | 123.963.834,00 | 115.545.985,00 |
| 285825030000 | DESPROVISION BONOS DE ALIMENTACION | 7.734.313,00 | |
| 285905000000 | EFFECTIVO RECURSOS MICROCREDITOS | | 19.474,17 |
| 285955000000 | PROVISION CARTERA MICROCREC -DB | | 6.425.936,84 |
| 286005030000 | RENDIMIENTOS FINANCIEROS 40.000 EMPLEOS | | 10.212,57 |
| 286010010000 | GASTOS DE ADMINISTRACION 40000 EMPLEOS | 2.391.463,00 | |
| 286015010000 | PAGO CONV.COM EMPRESAS 40000 EMPLEOS | 44.829.136,00 | |
| 286015020100 | PROVISION CONV.40.000 EMPLEOS. | 97.058.220,00 | 44.829.136,00 |
| 286105090000 | SUBSIDIOS ASIGNADOS VIGENCIA 2016 | | 59.492.238,00 |
| 286105100000 | SUBSIDIOS ASIGNADOS VIGENCIA 2017 | | 11.751.750,00 |
| 286105110000 | SUBSIDIOS ASIGNADOS VIGENCIA 2018 | | 85.936.620,00 |
| 286210000000 | CUENTAS POR PAGAR FOSYGA | 109.327.324,70 | 119.317.607,30 |
| 286405000000 | CUENTAS POR PAGAR FONINEZ | 120.002.204,00 | 68.354.752,00 |
| 286811000000 | SRV. GESTION Y COLOCACION INSERC | 6.337.376,00 | 9.425.830,00 |
| 286812000000 | PROG.CAP. PARA REINSERCIÓN LABRAL | 72.801.540,00 | 78.549.030,00 |
| 286813000000 | SISTEMAS DE INFORMACION | 1.833.962,00 | 1.833.962,00 |
| 286814000000 | 4.5% GASTOS DE ADMINISTRACION | 18.453.685,00 | 24.116.396,00 |
| 286821010000 | PAGOS APORTES SALUD. | 57.799.320,00 | 88.975.390,00 |
| 286822010000 | PAGOS APORTES PENSION. | 72.700.000,00 | 112.387.500,00 |
| 286823010000 | PAGOS CUOTA MONETARIA POR CESANTE | 28.071.180,00 | 40.205.363,00 |
| 286825010000 | PAGOS BONOS DE ALIMENTACION. | 223.357.657,00 | 231.775.506,00 |
| 286830010000 | PAGO AUX. PRACT. MENSUAL PROG. E.J | 35.155.890,00 | 18.749.808,00 |
| 286835010000 | APORTES A SALUD PROG. EST.JOVEN | 4.787.300,00 | 2.344.800,00 |
| 286835020000 | APORTES A PENSION PROG. EST.JOVEN | 6.125.000,00 | 3.000.000,00 |



891.190.047-2

PERIODO DEL 12-31-2018


AL 12-31-2018

PAGINA 3 7

L I B R O D I A R I O

NIT: 891.190.047-2

| CUENTAS | NOMBRE CUENTA | DEBE | HABER |
|--------------|--|-------------------|-------------------|
| 286835030000 | APORTES A ARL PROG. EST.JOVEN | 200.900.00 | 98.400.00 |
| 286845010000 | PAGO GTOS DE ADMON PROG. EST.JOVEN.. | 261.233.00 | 715.908.00 |
| 286905010000 | OPERACION 40.000 PRIMEROS EMPLEOS | 46.892.296.00 | 141.887.356.00 |
| 286905020000 | ADMINISTRACION 40.000 PRIMEROS EMPLEOS | 248.892.00 | 464.494.00 |
| 287405010200 | EST.JOVEN FUENTES RENDIM.OPERAC. | | 5.932.27 |
| 287405020200 | ESTADO JOVEN FTES RENDIMIENTOS ADMON. | | 14.85 |
| 287410020100 | EST.JOVEN APLICACION GASTOS ADMON., | 753.279.22 | |
| 287410030100 | ESTADO JOVEN PAGO APORTES SALUD. | 2.344.800.00 | |
| 287410030200 | ESTADO JOVEN PROVISION AP.SALUD | | 2.344.800.00 |
| 287410040100 | ESTADO JOVEN PAGO APORTES PENSION. | 3.000.000.00 | |
| 287410040200 | ESTADO JOVEN PROVISION AP.PENSION | | 3.000.000.00 |
| 287410050100 | ESTADO JOVEN PAGO APORTES ARL. | 98.400.00 | |
| 287410050200 | ESTADO JOVEN PROVISION AP.ARL | | 98.400.00 |
| 287410060100 | ESTADO JOVEN PAGO APOYO A JOVENES | 18.749.808.00 | |
| 287410060200 | ESTADO JOVEN PROVISION APOYO A JOVENES | | 18.749.808.00 |
| 3105 | PARA ADMINISTRACION Y SERVICIOS SOCIALES | | 350.572.000.00 |
| 311505040000 | PRESTAMOS REPARAC. VIVIENDA EMPLEADOS | | 1.055.316.55 |
| 311505050000 | PRESTAMOS VEHICULO EMPLEADOS | | 464.128.57 |
| 322010000000 | EXCEDENTE DEL 55% | | 78.000.000.00 |
| 331505010000 | DE OBRAS Y PROG.DE BENEFICIO SOCIAL. | 13.072.000.00 | |
| 331505130000 | AMORTIZACION CREDITO S | 337.500.000.00 | |
| 3605 | REMANENTE DEL EJERCICIO | | 175.974.162.66 |
| 4105 | APORTES | 75.954.591.439.28 | 53.037.954.009.40 |
| 4137 | SALUD Y NUTRICION LEY 21/82. | 59.601.900.00 | 41.547.400.00 |
| 4140 | EDUCACION FORMAL | 2.224.004.000.00 | 1.507.199.750.00 |
| 414317010000 | FORMACION LABORAL | 128.028.000.00 | 85.352.000.00 |
| 414317970000 | DEVOLUCIONES | 1.360.000.00 | 2.040.000.00 |
| 414318010000 | FORMACION ACADENICA | 107.787.000.00 | 71.898.000.00 |
| 414318970000 | DEVOLUCIONES. | 212.000.00 | 318.000.00 |
| 414319010000 | EDUCACION INFORMAL.. | 4.172.992.065.00 | 2.862.240.740.00 |
| 414319020000 | ALQUILER DE ESPACIOS | 45.708.507.00 | 32.480.744.00 |
| 414319970000 | DEVOLUCIONES.. | 35.060.064.00 | 52.530.096.00 |
| 414801010000 | ING DANZA Y MUSICA | 164.670.000.00 | 110.358.000.00 |
| 4150 | VIVIENDA | 807.882.396.07 | 575.601.772.38 |
| 4155 | RECREACION. DEPORTES Y TURISMO | 5.815.405.753.00 | 4.271.514.700.00 |
| 4160 | CREDITO SOCIAL | 1.413.010.551.21 | 982.702.419.77 |
| 4170 | PROGRAMAS Y/O CONVENIOS ESPECIALES | 146.995.592.00 | 106.451.289.00 |
| 4210 | FINANCIEROS | 190.158.615.89 | 137.161.992.46 |
| 4212 | SUBSIDIOS NO COBRADOS | 133.334.064.00 | 92.437.765.00 |
| 4220 | ARRENDAMIENTOS | 50.964.753.00 | 35.218.496.00 |
| 4225 | COMISIONES | 27.785.655.00 | 19.223.624.00 |
| 4235 | SERVICIOS | 18.703.920.00 | 12.989.280.00 |
| 4245 | UTILIDAD EN VENTA DE PROPIEDAD, PLANTA Y | 4.226.610.00 | 2.817.740.00 |
| 4250 | RECUPERACIONES | 490.869.685.29 | 350.847.818.68 |
| 427501000000 | DEVOLUCIONES EN ARRENDAMIENTOS (DB) | 2.440.830.00 | 3.138.210.00 |
| 4295 | DIVERSOS | 14.444.792.88 | 9.775.417.19 |
| 429915050100 | RENDIMIENTOS BANCARIOS... | 353.859.492.81 | 236.189.122.16 |
| 429915050200 | SANCIONES | 22.945.755.00 | 15.615.180.00 |
| 429915990000 | TRASLADO ENTRE AREAS... | 251.804.302.16 | 376.805.247.81 |
| 5105 | GASTOS DE PERSONAL | 12.306.197.758.87 | 17.624.921.289.30 |
| 5110 | HONORARIOS | 807.797.489.00 | 1.115.905.860.00 |




L I B R O D I A R I O

| CUENTAS | NOMBRE CUENTA | DEBE | HABER |
|--------------|--|-------------------|-------------------|
| 5115 | IMPUESTOS | 149,771,179.25 | 220,594,039.56 |
| 5120 | ARRENDAMIENTOS | 367,091,955.00 | 524,699,322.00 |
| 5125 | CONTRIBUCIONES Y AFILIACIONES | 173,950,291.46 | 239,316,411.69 |
| 5130 | SEGUROS | 152,059,870.00 | 224,303,730.00 |
| 5135 | SERVICIOS | 1,851,923,634.00 | 2,538,264,300.00 |
| 5140 | GASTOS LEGALES | 72,966,678.00 | 109,367,787.00 |
| 5145 | MANTENIMIENTO Y REPARACION | 659,045,161.00 | 891,871,047.00 |
| 5150 | ADECUACIONES E INSTALACIONES | 343,109,812.00 | 486,896,313.00 |
| 5155 | GASTOS DE VIAJE | 145,799,312.00 | 216,059,430.00 |
| 5160 | DEPRECIACIONES | 601,311,895.60 | 803,953,505.61 |
| 516510010000 | LICENCIA SOFTWARE.. | 28,073,933.42 | 38,871,600.12 |
| 5175 | PUBLICIDAD, PROPAGANDA Y PROMOCION | 400,401,224.00 | 577,428,336.00 |
| 5195 | DIVERSOS | 554,017,479.45 | 774,445,552.92 |
| 5198 | DETERIORO | 106,342,904.40 | 144,830,536.66 |
| 5199 | TRASLADOS Y TRANSFERENCIAS | 6,682,146,719.63 | 5,973,325,770.63 |
| 5205 | FONDO DE VIVIENDA INTERES SOCIAL-FOVIS | 4,217,606,654.00 | 6,040,047,723.00 |
| 5210 | SALUD LEY 100 | 2,636,004,153.30 | 3,775,029,819.00 |
| 5215 | EDUCACION LEY 115/93 | 1,654,751,606.00 | 2,369,774,967.00 |
| 5220 | FOSFEC | 4,349,406,856.00 | 6,228,799,206.00 |
| 5230 | SUPERINTENDENCIA DE SUBSIDIO FAMILIAR | 527,200,829.00 | 755,005,962.00 |
| 5305 | FINANCIEROS | 430,358,118.37 | 625,293,459.03 |
| 5310 | PERDIDA EN VENTA Y RETIRO DE BIENES | 1,156,862.00 | 1,159,862.00 |
| 5315 | OTROS GASTOS. | 9,299,686.00 | 12,997,779.00 |
| 5395 | GASTOS DIVERSOS | 2,968,317,560.48 | 4,301,571,002.97 |
| 6105 | SUBSIDIO EN DINERO | 20,232,429,743.00 | 29,056,158,177.00 |
| 6106 | SUBSIDIO EN ESPECIE | 523,285,950.00 | 747,523,749.00 |
| 613701103500 | ASESORIA TECNICA.. | 3,400,000.00 | 4,800,000.00 |
| 613701201000 | CONSTRUCCIONES Y EDIFICACIONES.. | 2,544,236.00 | 3,622,236.00 |
| 613701300000 | UTILES, PAPELERIA Y FOTOCOPIAS.. | 744,900.00 | 1,044,900.00 |
| 613701956000 | CASINO, RESTAURANTE Y REFRIGERIOS.. | 3,896,500.00 | 4,990,500.00 |
| 613701959507 | MATERIAL DE ACTIVIDADES.. | 274,400.00 | 411,600.00 |
| 613701959508 | PREMIACION Y DETALLES.. | 3,000,400.00 | 3,960,600.00 |
| 613701959514 | ACTIVIDADES RECREATIVAS Y CULTURALES; | 1,800,000.00 | 2,400,000.00 |
| 6140 | EDUCACION FORMAL | 2,678,080,121.28 | 3,946,094,930.35 |
| 614305103500 | ASESORIA TECNICA... | 123,360,000.00 | 185,040,000.00 |
| 614310103500 | ASESORIA TECNICA... | 79,104,000.00 | 118,656,000.00 |
| 614310954500 | TAXIS Y BUSES- | 70,000.00 | 105,000.00 |
| 614315103500 | ASESORIA TECNICA; | 522,004,000.00 | 760,989,000.00 |
| 614315501500 | REPARACIONES. LOCATIVAS | 297,820.00 | 446,730.00 |
| 614315953000 | UTILES, PAPELERIA Y FOTOC. | 4,089,300.00 | 6,133,950.00 |
| 614315954500 | TAXIS Y BUSES' | 224,000.00 | 336,000.00 |
| 614315956000 | CASINO, RESTAUR.Y REFRIGERIOS' | 143,154,000.00 | 206,175,000.00 |
| 614315959501 | ELEMENTOS DE CONSUMO' | 52,700,600.00 | 79,050,900.00 |
| 614315959505 | ELEMENTOS DE BOTIQUIN'' | 489,500.00 | 734,250.00 |
| 614315959507 | MATERIALES ACTIVIDADES'' | 161,167,592.00 | 234,461,193.00 |
| 614601953000 | UTILES, PAPELERIA Y FOTOCOPIAS.... | 1,987,300.00 | 2,980,950.00 |
| 614601959507 | MATERIAL DE ACTIVIDADES..... | 28,000.00 | 42,000.00 |
| 614801103500 | ASESORIA TECNICA,... | 30,580,000.00 | 43,890,000.00 |
| 614801351500 | ASISTENCIA TECNICA.: | 3,000,000.00 | 4,500,000.00 |
| 614801550500 | ALOJAMIENTO Y MANUTENCION... | 4,181,400.00 | 6,272,100.00 |
| 614801551500 | PASAJES AEREOS... | 26,936,628.00 | 40,404,942.00 |

L I B R O D I A R I O

NIT: 891.190.047-2


| CUENTAS | NOMBRE CUENTA | DEBE | HABER |
|--------------|--|--------------------|--------------------|
| 614801959501 | ELEMENTOS DE CONSUMO... | 640.000.00 | 960.000.00 |
| 614801959514 | ACTIVIDADES RECREATIVAS Y CULTURALES... | 129.117.400.00 | 193.676.100.00 |
| 614801959515 | ALQUILERES. VARIOS. | 27.784.154.00 | 41.676.231.00 |
| 6155 | RECREACION, DEPORTES Y TURISMO | 4.596.011.316.49 | 6.433.507.666.86 |
| 6160 | CREDITO SOCIAL | 6.956.739.00 | 9.573.042.00 |
| 6170 | PROGRAMAS Y/O CONVENIOS ESPECIALES | 203.625.774.00 | 302.268.936.00 |
| 619905 | GASTO DE PERSONAL CONTROL | 3.538.517.732.42 | 5.070.397.702.89 |
| 6199 | CUENTA CONTROL | 23.792.791.172.99 | 22.259.460.908.83 |
| 8325 | ACTIVOS CASTIGADOS | | 74.265.986.35 |
| 8395 | OTRAS CUENTAS DEUDORAS DE CONTROL | 93.679.577.00 | 92.933.921.00 |
| 8625 | ACTIVOS CASTIGADOS POR CONTRA (CR) | 74.265.986.35 | |
| 8695 | OTRAS CTAS DEUD. DE CONT. POR CONTRA(CR) | 92.933.921.00 | 93.679.577.00 |
| | TOTAL COMPROBANTE 1 | 213.810.972.812.64 | 213.810.972.812.64 |
| Comprobante | 4 - MERCADEO | | |
| 1105 | CAJA | 47.985.384.00 | 50.828.454.00 |
| 1110 | BANCOS | 103.284.536.00 | 99.733.519.86 |
| 1310 | CLIENTES DEL SUBSIDIO FAMILIAR | 10.129.374.00 | 10.129.374.00 |
| 1312 | CLIENTES DE SERVICIOS | 68.562.033.00 | 45.113.571.00 |
| 1330 | ANTICIPOS Y AVANCES | 5.055.500.00 | 5.055.500.00 |
| 1355 | ANTICIPO DE IMPUESTOS Y CONTRIBUCIONES | 160.577.00 | 26.728.00 |
| 1365 | CUENTAS POR COBRAR A TRABAJADORES | 103.824.98 | |
| 1 | ACTIVOS | 30.562.676.85 | 11.451.053.00 |
| 1399 | DETERIORO DE CUENTAS POR COBRAR (CR) | | 18.350.449.75 |
| 1435 | MERCANCIA PARA LA VENTA | 205.756.473.54 | 217.773.321.78 |
| 1499 | PROVISIONES | 480.673.86 | |
| 1592 | DEPRECIACION ACUMULADA | | 2.019.531.67 |
| 1710 | CARGOS DIFERIDOS | 20.576.00 | |
| 2205 | NACIONALES | 150.710.386.96 | 178.248.454.49 |
| 2320 | A CONTRATISTAS | | 1.213.727.00 |
| 2335 | COSTOS Y GASTOS POR PAGAR | 3.880.472.00 | 4.569.327.00 |
| 2365 | RETENCIONES EN LA FUENTE E IMPUESTO DE T | 11.872.457.00 | 13.317.388.00 |
| 2367 | IMPUESTO A LAS VENTAS RETENIDO | 51.210.00 | 53.100.00 |
| 2368 | IMPUESTO DE INDUSTRIA Y COMERCIO RETENID | 2.468.243.00 | 2.695.729.00 |
| 2370 | RETENCIONES Y APORTES DE NOMINA | 9.666.042.00 | 9.782.790.00 |
| 2380 | ACREEDORES VARIOS | 2.899.228.00 | 36.774.769.00 |
| 2408 | IMPUESTOS SOBRE LAS VENTAS POR PAGAR | 152.148.403.14 | 153.820.378.61 |
| 2505 | SALARIOS POR PAGAR | 14.793.228.00 | 32.305.130.00 |
| 2510 | CESANTIAS CONSOLIDADAS | 5.918.613.00 | 3.618.724.00 |
| 2515 | INTERESES SOBRE CESANTIAS | 674.883.00 | 500.814.00 |
| 2520 | PRIMA DE SERVICIOS | 4.515.188.00 | 1.000.127.00 |
| 2525 | VACACIONES CONSOLIDADAS | 5.224.615.00 | 2.143.197.77 |
| 2530 | PRESTACIONES EXTRALEGALES | 11.162.753.00 | 6.040.934.00 |
| 2635 | PROVISION PARA CONTINGENCIAS | 25.181.233.00 | |
| 2705 | INGRESOS RECIBIDOS POR ANTICIPADO | | 36.483.105.00 |
| 361030000000 | DEFICIT MERCADEO | 517.311.885.01 | |
| 411015010000 | VENTAS EXENTAS | 1.126.266.549.00 | 789.697.442.00 |
| 411015060000 | VENTAS GRAVADAS 5% | 147.529.537.50 | 104.821.123.98 |
| 411015070000 | VENTAS EXCLUIDAS | 2.229.300.00 | 2.229.300.00 |
| 411015080000 | VENTAS GRAVADAS 19% | 1.167.119.454.54 | 836.505.264.00 |
| 411097000000 | DEVOLUCIONES Y REBAJAS (DB) | 2.037.901.32 | 3.056.851.98 |



L I B R O D I A R I O

NIT: 891.190.047-2

| CUENTAS | NOMBRE CUENTA | DEBE | HABER |
|--------------|--|-------------------|-------------------|
| 4210 | FINANCIEROS | 3.096.628.35 | 2.064.418.90 |
| 4250 | RECUPERACIONES | 58.415.496.00 | 58.019.629.00 |
| 4295 | DIVERSOS | 20.993.462.19 | 15.478.482.12 |
| 5105 | GASTOS DE PERSONAL | 536.313.636.31 | 766.743.548.31 |
| 5110 | HONORARIOS | 1.186.419.00 | 1.186.419.00 |
| 5115 | IMPUESTOS | 37.992.918.81 | 56.413.444.98 |
| 5120 | ARRENDAMIENTOS | 11.095.970.00 | 16.643.955.00 |
| 5130 | SEGUROS | 3.603.662.00 | 5.405.493.00 |
| 5135 | SERVICIOS | 62.013.848.00 | 89.713.554.00 |
| 5140 | GASTOS LEGALES | 2.788.122.00 | 4.182.183.00 |
| 5145 | MANTENIMIENTO Y REPARACION | 25.089.552.00 | 37.634.328.00 |
| 5150 | ADECUACIONES E INSTALACIONES | 13.668.744.00 | 20.503.116.00 |
| 5160 | DEPRECIACIONES | 24.968.827.93 | 34.423.944.39 |
| 5175 | PUBLICIDAD, PROPAGANDA Y PROMOCION | 8.818.060.00 | 13.227.090.00 |
| 5195 | DIVERSOS | 8.214.071.61 | 12.320.573.16 |
| 5198 | DETERIORO | 151.903.706.57 | 200.810.559.09 |
| 5199 | TRASLADOS Y TRANSFERENCIAS | 462.233.341.00 | 650.908.440.00 |
| 5305 | FINANCIEROS | 7.877.541.50 | 11.316.919.80 |
| 5310 | PERDIDA EN VENTA Y RETIRO DE BIENES | 5.962.035.08 | 8.943.052.62 |
| 5395 | GASTOS DIVERSOS | 493.40 | 6.845.720.10 |
| 5405 | IMPUESTO DE RENTA Y COMPLEMENTARIOS | 109.387.587.00 | 109.387.587.00 |
| 611015000000 | DROGUERIAS: | 1.453.498.177.84 | 2.043.170.019.93 |
| 611016010000 | IMPOCONSUMO DROGUERIA REPORTA 611015. | 3.481.173.00 | 3.665.028.00 |
| 990100000000 | BALANCED FLORENCIA | 115.916.084.00 | 115.916.084.00 |
| | TOTAL COMPROBANTE 4 | 6.964.282.769.29 | 6.964.282.769.29 |
| Comorobante | 5 - CONVENIOS DE COOPERACION | | |
| 1315 | CLIENTES NEGOCIOS ESPECIALES LEY 789/02 | 33.573.363.00 | 15.863.970.00 |
| 1330 | ANTICIPOS Y AVANCES | | 1.240.912.93 |
| 1 | ACTIVOS | 2.189.337.27 | 1.471.398.27 |
| 1399 | DETERIORO DE CUENTAS POR COBRAR (CR) | 125.219.692.00 | 125.219.692.00 |
| 1812 | FONDOS Y/O CONVENIOS DE COOPERACION | 347.937.825.85 | 671.171.463.10 |
| 2105 | BANCOS NACIONALES | 450.000.000.00 | 299.962.631.05 |
| 2335 | COSTOS Y GASTOS POR PAGAR | 7.750.548.51 | 11.824.470.51 |
| 2365 | RETENCIONES EN LA FUENTE E IMPUESTO DE T | 5.729.689.56 | 5.794.571.56 |
| 2368 | IMPUESTO DE INDUSTRIA Y COMERCIO RETENID | 1.253.196.71 | 1.270.396.71 |
| 2370 | RETENCIONES Y APORTES DE NOMINA | 2.121.378.00 | 2.121.378.00 |
| 2380 | ACREEDORES VARIOS | 253.812.859.27 | 2.241.918.00 |
| 2505 | SALARIOS POR PAGAR | 129.835.574.00 | 79.195.676.00 |
| 2510 | CESANTIAS CONSOLIDADAS | 34.234.382.00 | 27.881.596.00 |
| 2515 | INTERESES SOBRE CESANTIAS | 3.290.843.00 | 2.622.087.00 |
| 2520 | PRIMA DE SERVICIOS | 17.178.913.00 | 13.512.686.00 |
| 2525 | VACACIONES CONSOLIDADAS | 17.228.406.00 | 13.971.598.00 |
| 2856 | FONDOS Y/O CONVENIOS DE COOPERACION | 27.700.490.44 | 183.690.053.48 |
| 3705 | REMANENTES ACUMULADOS | 62.609.846.00 | 62.609.846.00 |
| 371505150000 | AFECTACIONES POR DEUDORES. | 62.609.846.00 | 62.609.846.00 |
| 429915050100 | RENDIMIENTOS BANCARIOS... | 9.932.564.70 | 6.622.907.33 |
| 429915990000 | TRASLADO ENTRE AREAS... | 6.622.907.33 | 9.932.564.70 |
| 619905 | GASTO DE PERSONAL CONTROL | 1.355.568.160.00 | 2.021.676.997.00 |
| 6199 | CUENTA CONTROL | 11.351.667.217.54 | 10.685.558.380.54 |
| | TOTAL COMPROBANTE 5 | 14.308.067.040.18 | 14.308.067.040.18 |



891190047-2

PERIODO DEL 12-01-2018

AL 12-31-2018

PAGINA 7 7

L I B R O D I A R I O

NIT: 891.190.047-2

| CUENTAS | NOMBRE CUENTA | DEBE | HABER |
|---------------|---------------|--------------------|--------------------|
| TOTAL GENERAL | | 235.083.322.622.11 | 235.083.322.622.11 |



MINISTERIO DE COMERCIO Y INDUSTRIA DE CALI LE 17/020/8945

VIGILADO SUPERINTENDENCIA DEL SUBSIDIJO FAMILIAR